

Monge[®] Fresh

Monge Fresh is a delicate loaf that meets tasty and crunchy chunks. The special texture developed after more than 50 years of wet production experience. Hot steam processing for chunks in loaf with pieces of vegetables. Pure formula made with essential ingredients, like meat, highly digestible. With vegetables as ideal carbohydrate source that provides daily energy and also a source of natural dietary fibers, vitamins and minerals.



ADULT • CHUNKS IN LOAF LAMB

Complete and balanced pet food for adult dogs. The inclusion of meat of lamb guarantees the high digestibility and the high biological value of the recipe.

COMPOSITION

Meat and derivatives (lamb 26%, and chicken 10%), cereals, oils and fats, mineral.






ANALYTICAL CONSTITUENTS

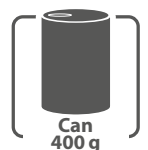
Crude protein: 8.2%, Crude fibre: 0.5%, Crude fats: 5%, Crude ash: 2.7%, Moisture: 79%.

ADDITIVES: NUTRITIONAL ADDITIVES/kg

Vitamin D3 450 IU, Vitamin E (all-rac-alpha-tocopheryl-acetate 3a700i) 15 mg, Selenium (Sodium selenite 0.04 mg) 0.018 mg, Manganese (Manganous sulphate monohydrate 9 mg) 2.9 mg, Zinc (Zinc oxide 32 mg): 25.7 mg, Copper (Copper (II) sulphate pentahydrate 3.5 mg) 0.89 mg, Iron (Iron (II) sulphate monohydrate 15 mg) 4.93 mg, Iodine (Calcium iodate anhydrous 1.8 mg) 1.17 mg.

RECOMMENDED DAILY FEEDING INTAKES (grams/day)

					
WEIGHT of DOG Kg	3	5	10	15	20
GRAMS	265	386	700	882	1136



Recommended daily feeding intakes (see table) may be split into 2 daily meals. Individual nutritional requirements may vary due to size, age and activity level of the animal. Serve at room temperature. Once opened, keep refrigerated and consume within 2 days. Do not open the package if it is damaged or swollen. Store in a cool and dry place. Fresh and clean water should be available at all times. When this product replaces another type of feed, it is recommended to introduce it gradually over a period of at least 1 week. Dog food only, not suitable for human consumption.



MONGE & C. S.p.A. - Via Savigliano, 31 - 12030 Monasterolo di Savigliano (CN) - Italy
Tel. +39 0172 747111 Fax +39 0172 747199
www.monge.it E-mail: info@monge.it

NUMERO VERDE CUSTOMER SERVICE
800 45 27 22
CHIAMARE: LUN-VEN 14.30 - 16 CALLS MON-FRI 2.30 - 4.00 P.M.

